

**FREE  
WHEELCHAIR  
MISSION**



# Cause Kit



Church Edition





*“The King will reply, ‘Truly I tell you, whatever you did for one of the least of these brothers and sisters of mine, you did for me.’”* —Matthew 25:40 NIV

## EQUIPPING THE NEXT GENERATION

As followers of Jesus, we’re called to make disciples of all peoples and teach them to obey all that Jesus taught us (Matthew 28:19-20).

One of these commands is to love God and love our neighbors (Matthew 22:37-39).

This Free Wheelchair Mission (FWM) Cause Kit was created by experienced children’s and youth ministry leaders as a resource to help you equip the next generation of disciples. Use the FWM Cause Kit to supplement your next VBS, youth retreat, or other existing programs.

Our hope is for students to foster a greater awareness of God’s heart for the world, which He created and loves, and of the very real needs that our fellow human beings face each day.

One of them is the need for mobility.

An estimated 75 million people in the world—that’s one out of every 100 people—need a wheelchair but are unable to get one on their own.

That’s why Free Wheelchair Mission was founded.

### About Free Wheelchair Mission (FWM)

Free Wheelchair Mission is a humanitarian, faith-based nonprofit that designs and manufactures cost-efficient, durable wheelchairs for individuals living with a disability in under-resourced nations. Wheelchairs are distributed with a message of God’s love for the recipient.

In collaboration with a network of like-minded partners, Free Wheelchair Mission has distributed more than one million wheelchairs to those in need in 93 countries around the world, providing renewed dignity, independence, and hope through the gift of mobility, at no cost to the recipient.

Free Wheelchair Mission is currently on a mission to provide the next million wheelchairs by 2025.

**Our mission:** To provide the transforming gift of mobility to people with disabilities in developing nations, as motivated by Jesus Christ.



Watch the FWM Story video

[https://freewheelchairmission.org/the\\_fwm\\_story](https://freewheelchairmission.org/the_fwm_story)



## WHAT'S INCLUDED IN THIS FWM CAUSE KIT?

This edition features five lessons:

- **Day 1: Lotus Blossom in India** (Asia)
- **Day 2: Flor in Peru** (South America)
- **Day 3: Truong in Vietnam** (Asia)
- **Day 4: Liza in Ukraine** (Europe)
- **Day 5: Nakiwe in Eswatini** (Africa)

Each lesson includes:



**STORIES:** What's it like to live with a disability but not have a wheelchair, in a place that has no paved roads? What if your grandfather had to carry you to school every morning? Personal stories offer insight into the challenges facing individuals who live with a disability in an under-resourced nation.



**COUNTRY FACTS:** Have your students been abroad? Chances are that many of them haven't yet. How can we help them see that life can be very different outside of their hometowns?

Printable "Where in the World" pages of country facts and trivia offer students a better idea of where each lesson story takes place.



**QUESTIONS:** Intro and follow-up questions within each lesson help students interact, engage in the story, and process what they're learning. *(Possible answers to questions are italicized and in parentheses, provided as a guide for leaders.)*



**ACTIVITIES:** Most activities in the FWM Cause Kit utilize materials that you probably already have on hand. A "What You'll Need" list is provided before each activity for quick reference.



**ADDITIONAL RESOURCES:** Links to additional stories and resources, including blog posts, videos, and downloadable content such as images from each country for print or on-screen reference, are available on our resource page: [https://freewheelchairmission.org/cause\\_kit/resources](https://freewheelchairmission.org/cause_kit/resources)









**LEADER:** Good morning, everybody! Welcome to Day One of our mission. For the next five days, we'll be on a mission around the world. It's a long journey, and to help you prepare, we're going to start off with a little bit of a workout. Are you ready?





### ACTIVITY: THE MOBILITY CHALLENGE


#### What You'll Need

Space for students to sit on the ground and move a few spaces in each direction.

#### Instructions (Leader, to Students)

- Everyone sit “**crisscross applesauce**” on the ground.
  - Now, try to move three spaces forward and three spaces back using only your arms and upper body. **No using your legs!**
-  **Question:** How difficult would it be if that was how you had to move about each day?
-  **Question:** What are some of the places you go to every day? (*School, the grocery store, a friend's house?*) **Now, imagine if you had to get there without being able to use your legs!**



 Did you know that there are 75 million people—or roughly one out of every 100 people in the world—who can't walk and need a wheelchair, but can't afford one?

Without a wheelchair, they spend their lives being carried by a family member or crawling on the ground just to get anywhere.

Years ago, a man named Doctor Don Schoendorfer (*pronounced “Shown-door-fur”*) and his wife, Laurie, were on vacation in northern Africa when they saw a woman who couldn't walk, struggling to crawl across a busy dirt road while the people around her ignored her.

This broke Doctor Don's heart, so he decided to do something about it.

Doctor Don was an engineer and an inventor of medical devices. He began to design a wheelchair for people like the woman he saw crawling in Morocco, and before he knew it, he had built 100 wheelchairs in his garage!

In 2001, Doctor Don took four of these wheelchairs on a mission trip to India. Do you know where India is?

# Where in the world is India?

## India is a vast country on the continent of Asia.

With an area of 1.27 million square miles, India is roughly one-third the size of the United States—yet, India is home to more than four times the number of people living in the USA!

The terrain of India ranges from the desert in the west to the jungles in the northeast, from the Himalayan mountains in the north to the coasts of the Arabian Sea on the southwest and the Bay of Bengal on the southeast.

Now that we know a bit more about the land, let's learn more about the people:

- There are **1.3 billion people** who call India their home.
- If you lived in India, you would probably eat a lot of **rice** or **flatbread**, called “naan,” with different curries and sauces that use a variety of spices.
- The majority of people in India worship at **Hindu** temples.
- To talk to your friends in India, you would speak **English** or **Hindi**.
- To greet someone in India, you would say “**Hello**” or “**Namaste**.”
- Or, if you were in southeastern India, you would say “**Vannakam**.”



National Flag  
of India

### Just the facts:

**Population**  
1.3 billion

**Language**  
Hindi, English

**Religion**  
80.5% Hindu  
13.4% Muslim  
2.3% Christian  
1.9% Sikh  
0.8% Buddhist  
0.4% Jain



### Did you know:

In India, those ages 10–19 form the highest percentage of people with disabilities.





### LOTUS BLOSSOM'S STORY

When Doctor Don was in India, he met a young woman named Kumudavalli, which means “Lotus Blossom.”

Lotus Blossom had been born healthy. She was a lively little girl until a high fever left her unable to walk.

Her parents took her to a doctor, who gave her some medicine. Even though Lotus Blossom took every dose, on time, she still couldn't walk after a year of this treatment.



### Doctors said she would never walk again.

Her parents were heartbroken. They carried Lotus Blossom home, where she would stay inside almost every day for the next few years. Once in a while, she would pull herself across the floor by her hands and take a peek at the world outside.

One day, Doctor Don showed up at her home with one of the wheelchairs he had built in his garage. When he and his team were leaving for India, they had no idea whom to give the wheelchairs to, so they prayed that God would lead them.

And here they were, at Lotus Blossom's door. A local church had connected them to her.

Doctor Don and the team thought that one of their wheelchairs might be perfect for Lotus Blossom. They lifted her off the ground, and as soon as they placed her in the wheelchair, she burst into a huge grin, pushing herself out the door and into the streets.

Lotus Blossom hadn't been outside for the longest time. She paused to soak it all in: the blue skies, the warmth of the sun, the smiles and laughter of neighbors. Her mother cried tears of joy, for Lotus Blossom would no longer be left to crawl on the ground!

### This new wheelchair gave her a newfound sense of freedom and hope.



But this isn't the end of her story. To find out what happens next, watch this video: [http://bit.ly/lotus\\_blossom](http://bit.ly/lotus_blossom)





## QUESTIONS FOR THOUGHT:

1. Can you think of a Bible story in which God led someone to do something they didn't really understand or go to a place they'd never been to before? *(Some examples: Noah, who was called to build an ark in the middle of the desert when no one had ever seen rain before; Abram/Abraham, who was called to go to a place he did not know.)*
2. Imagine not being able to walk and not having a wheelchair. How would you get to school? Play with your friends? How do you think you'd feel each day?
3. Besides Lotus Blossom, who else was affected by the gift the team gave her? *(Her parents, Doctor Don.)* How did it affect them? *(They were blessed by seeing Lotus Blossom off the ground and in a wheelchair.)*



## ACTIVITY: GIVING BOX

### What You'll Need:

- **Option 1:** a pre-printed Giving Cube from Free Wheelchair Mission.
- **Option 2:** containers for students to decorate, such as a shoe box, cardboard box, recycled milk cartons, tea tins, or plain cardstock boxes available at craft supply shops; markers, crayons, or paint; stickers, printouts, or other decorative elements to affix to giving boxes.

### Instructions:

For option 2, have students decorate their own boxes. They can use themes from different countries or draw wheelchairs on them. Show or print out stock images (downloadable via links in the Resource page) of colors, textures, and scenes from wheelchair recipient countries for design inspiration.

### Leader, to Students

Keep this box in a place where you'll see it every day, like on your desk, on a bookshelf, or next to your bed. It'll remind you to pray for someone like Lotus Blossom. Write your prayers on a small sticky note or slip of paper. Once you've prayed, put the paper into the box.

You can also use this box to collect coins and bills to donate for a brand-new wheelchair for someone. You can change a life, just like a wheelchair changed Lotus Blossom's life!

Don't forget to show your giving box to family and friends, and explain what the pictures mean. Tell them why you're praying and raising funds for the cause of wheelchairs. Invite them to join you!



**LEADER:** Good morning! Hope you're ready for Day Two of our mission around the world. But before we begin, let me ask you:

**QUESTION:** How did you get here today—from your home to the place you're sitting in right now?

*[Encourage kids to think about every step of this journey: from bed to front door, from front door to car, from home to church, from parking lot to classroom.]*

**QUESTION:** Now, imagine if you couldn't walk and didn't have a wheelchair or a car. How would you get here, or to school, or even get out of bed?

*[They might have to crawl or be carried.]*

**QUESTION:** What if one of your parents had to carry you on their back all the way here from home?

This is what life is like for a lot of kids who live with disabilities, like a little girl named Flor, who lives in Peru.

**QUESTION:** Do you know where Peru is?





# Where in the world is Peru?

**Peru is a mountainous, forested country on the continent of South America.**

It has an area of 496,224 square miles, making it slightly larger than the states of Oklahoma, Texas, Arkansas, Louisiana, and Mississippi combined!

Peru is bound by the countries of Ecuador and Columbia in the north, Brazil in the east, Bolivia in the southeast, and Chile in the south. Peru's western coast runs along the Pacific Ocean.

**Now that we know a bit more about the land, let's learn more about the people:**

- There are **32.5 million people** who call Peru their home.
- If you lived in Peru, you would eat a lot of **potatoes**. Its national dish is **ceviche**, a cold dish with fish marinated in lime juice, onion, salt, and hot chili peppers.
- If you went to church in Peru, you would most likely go to a **Catholic Mass**.
- To talk to your friends in Peru, you would speak **Spanish**.
- To greet someone in Spanish you would say, "**Hola**" (*pronounced OLA—the H is silent*).



National Flag  
of Peru

## Just the facts:

**Population**  
32.5 million

**Language**  
Spanish

**Religion**  
72.9% Roman Catholic  
17.4 % Protestant  
9.7% Other or none



## Did you know:

About three out of four Peruvians who live with disabilities do not earn any money.



### FLOR'S STORY

Flor is a 12-year-old girl who lives in the Andes Mountains of Peru.

She has three brothers and sisters. Her parents are farmers who grow potatoes and corn, raise sheep and pigs, and make cheese with milk from their cow. Their modest house has no running water, so they have to pump water from a well in the ground.

Flor was born healthy, but when she was six months old, she developed a high fever. Her parents didn't take her to a doctor right away because they couldn't afford it, but after two weeks, Flor got very sick. Her parents finally took her to a doctor, who told them that Flor had meningitis, or a swelling of the brain and spinal cord.

Because of this injury to her brain and nervous system, Flor cannot walk or speak at

the same age level as her classmates in fourth grade. Her mother had been carrying her to school, but she wouldn't be able to do so much longer, as Flor is growing and will soon be taller and heavier than her mother.

A team from Free Wheelchair Mission and Camino de Vida Church heard about Flor and prepared a new wheelchair for her. They traveled for three hours, driving up a winding mountain road, to deliver it to her.

**Flor giggled with joy when she saw the team unload the wheelchair from the back of their truck.**

She was so happy to sit in her very first wheelchair that she broke into song and invited everyone else to sing along with her.



But this isn't the end of Flor's story. To find out what happens next, watch this video:  
[http://bit.ly/fwm\\_flor\\_story](http://bit.ly/fwm_flor_story)





### QUESTIONS FOR THOUGHT:

1. Why do you think Flor was so happy to get a wheelchair?
2. How might this wheelchair change her life, and also her family's life? *(Flor is more likely to finish school since her mother will no longer have to carry her. Her mother will find relief from having to carry someone who is almost the same weight as her, if not heavier.)*
3. What do you think might have happened if Flor never got a wheelchair, and she grew too big for her mother to carry? *(Encourage students to imagine life without mobility in the rugged highlands of Peru, where there are no paved roads, no running water in the house, and no one around who is strong enough to carry you. How would you get ready for school? How would you get to school? Would you have to crawl on rocky paths? Wouldn't that hurt your hands and knees?)*



### ACTIVITY 1: WRITE A LETTER

#### What You'll Need:

- Blank sheets of paper
- Pencils, markers or crayons
- Envelopes

#### Instructions:

Ask students to write a letter of encouragement to someone abroad who, like Flor, lives with a disability and is either waiting to receive a wheelchair or is just receiving a new one. Letters don't need to be addressed to anyone specific or to any particular country. Encourage students to decorate their letters and envelopes with markers or crayons and help brighten up someone's day!

At the conclusion of the Cause Kit program, you can send the letters to Free Wheelchair Mission and we will attempt to send them to one of our distribution partners to give along with our wheelchairs.\*

*\*We cannot guarantee which country the letters may end up in or promise that there will be any follow-up from recipients.*



### ACTIVITY 2: GIVING BOX FOLLOW-UP QUESTIONS

1. Did you put your Giving Box somewhere you'll see it every day? *(Ask students to share where they placed their Giving Boxes.)*
2. Did it remind you to pray for someone? *(It's not just for people who need wheelchairs. You can use the box to remind you to pray for anyone.)* Whom can you pray for today?
3. Did anyone use the Giving Box to collect spare change? *(Ask students to share where they came up with change: in their piggy banks, under sofa cushions, bake sales, etc.)*



**LEADER:** Good morning! Hope you're ready for Day Three of our mission. Today, we're heading all the way to the other side of the world. I hope you have the energy!

**QUESTIONS:** Did you all have breakfast before you came here today?

- How many of you prepare your own breakfast? Show of hands!
- How many of you had someone prepare your breakfast? No judgment here!
- Who made you breakfast this morning? (*Maybe it was mom, dad, grandma, grandpa, a sibling.*)
- Who washed the clothes you're wearing?
- Who takes care of you each day?

In today's story, we'll meet a boy named Truong who loves to go to school but needs lots of help from his grandpa to get there each day. Truong lives in Vietnam.

**QUESTION:** Do you know where Vietnam is?





# Where in the world is Vietnam?

## Vietnam is a tropical country on the continent of Asia.

Vietnam covers an area of approximately 127,243 square miles. That's about the size of the states of Ohio, Kentucky and Tennessee combined.

Vietnam is bordered by China on the north, Laos and Cambodia on the West, the Gulf of Thailand and the China Sea on the south, and the Gulf of Tonkin on the East.

Now that we know a bit more about the land, let's learn more about the people:

- There are **96 million people** who call Vietnam their home.
- If you lived in Vietnam, you would probably eat a lot of **rice, seafood, and noodles**.
- Most people in Vietnam worship at **Buddhist** temples.
- To talk to your friends in Vietnam, you would speak **Vietnamese**.
- To greet someone in Vietnamese, you would say, **"Xin Chao"** (*pronounced Sheen Chow*).



National Flag  
of Vietnam

### Just the facts:

**Population**  
96 million

**Language**  
Vietnamese

**Religion**  
85% Buddhist  
8% Christian



### Did you know:

Motorcycles outnumber cars by 10-1 in Vietnam, making public transportation more challenging for people who are living with disabilities.



[freewheelchairmission.org](http://freewheelchairmission.org)



### TRUONG'S STORY

Truong is a nine-year-old boy who lives in the Vietnamese countryside.

He was born with cerebral palsy, a condition that affects his ability to control his muscles. He can't walk, so he needs help to get from place to place.

His parents couldn't find jobs in their town, so they had to move away to the big city for work. They left Truong with his grandfather, who takes care of him.

Every morning, Truong's grandfather helps him get out of bed, brush his teeth, and get ready for school. The family doesn't have enough money to buy a wheelchair for Truong, so his grandfather would carry him to school every day.

This was easier when Truong was younger and little, but as he grows, he's getting heavier. His grandfather would have aches in his arms, shoulders, and back as he carried Truong a half-mile to school and back.

Sometimes, it'd be raining. Hard. Vietnam is a tropical country where it rains a lot, especially

during monsoon season. (*A monsoon is a kind of storm that has heavy winds and rainfall.*) Not only would the rain soak Truong and his grandfather, it would make the dirt roads muddy and slippery.

Truong's grandfather would worry about slipping and falling while carrying Truong to school in the rain.

Thankfully, Truong was given a brand-new wheelchair from Free Wheelchair Mission. Now, Truong's grandfather can push him instead of carrying him. "What a wonderful wheelchair!" said his grandfather. "Now, we can visit friends and relatives, and he can go to school more easily."

Truong is a good student and a fast learner. His best subject is math. Truong's dream is to finish school and get a job so that he can support himself.

**Now that he has his own wheelchair, that dream is closer to becoming a reality.**







### QUESTIONS FOR THOUGHT:

1. Imagine if one of your parents or grandparents had to carry you everywhere: from your bed to the bathroom, from your home to your school... In the rain... On muddy roads... How would you feel? How do you think your parent or grandparent would feel?
2. How do you think Truong felt when he got the wheelchair after never having one in his life? How do you think his grandfather might have felt?
3. Truong's dream is to finish school and get a job. How might a wheelchair help make this dream come true?
4. How does God feel about people living with disabilities, like Truong? *[Read the story of David and Mephibosheth from 2 Samuel 9. Mephibosheth, who was lame in both feet (v. 3), referred to himself as "a dead dog" (v. 8) and was the grandson of David's enemy, Saul, but David accepted Mephibosheth to eat at the King's Table like one of his own sons (v. 11). If David is a man after God's own heart, how might David's actions towards Mephibosheth reflect God's heart?]*



### ACTIVITY: DESIGN A MOBILITY DEVICE

#### What You'll Need:

- Blank paper
- Pencils, markers, or crayons

#### Optional:

- Pipe cleaners, popsicle sticks, glue
- Blank CDs or other wheel-shaped items

#### Instructions:

People like Truong live in areas that see heavy rainfall, resulting in muddy or flooded roads. What kind of mobility aid can students come up with to deal with these sorts of factors? Let their imaginations run wild as they devise wheelchairs, vehicles, or other devices that help people living with disabilities, like Truong, get from home to school during heavy rains.


- For a simpler activity, have students draw and color their inventions on blank paper.
- For a more involved activity, have students build their all-terrain, all-weather mobility devices out of pipe cleaners or popsicle sticks, using round objects like blank CDs for wheels. Encourage creativity!





**LEADER:** Good morning! It's Day Four of our mission with Free Wheelchair Mission!

 **QUESTION:** What continents have we visited so far? (*Asia, South America.*)

 **QUESTION:** Today, our mission takes us to a country called Ukraine. Do you know where Ukraine is?





# Where in the world is Ukraine?

**Ukraine is a country in Eastern Europe that covers 233,062 square miles.**

This is roughly the size of the states of Arizona and New Mexico combined, making Ukraine the largest country that's located entirely on the continent of Europe. (*Russia is larger but is located on both the European and the Asian continents.*)

Ukraine is bordered by Russia to the northeast; Belarus to the north; Poland, Slovakia, and Hungary to the west; and Romania, Moldova, and the Black Sea to the south.

**Now that we know a bit more about the land, let's learn more about the people:**

- There are **42 million people** who call Ukraine their home.
- If you lived in Ukraine, you would probably eat a lot of bread, soup, and dishes made with **potatoes, cabbage, or chicken**.
- If you went to church in Ukraine, you would most likely go to an **Eastern Orthodox church**.
- To talk to your friends in Ukraine, you would speak **Ukrainian**.
- To greet someone in Ukrainian, you would say, "**dobryj den**" (*pronounced "Dough-Bree-Den"*).



National Flag of Ukraine

## Just the facts:

**Population**  
42 million

**Language**  
Ukrainian

**Religion**  
87.4% Christian  
11% No affiliation  
1.1% Muslim  
0.5% Other



## Did you know:

Only 4% of roads and buildings in Ukraine are considered disability-friendly.



### LIZA'S STORY

Liza, a 12-year-old girl in Ukraine, lives with her mother and grandmother.

When she was just a year old, fluids built up in her brain, putting pressure on it and causing injuries that led to cerebral palsy, a condition that affects Liza's ability to move. She has been living with disabilities since the age of four.

Sadly, Liza's father couldn't deal with the challenges and abandoned the family. Her mother, named Yekaterina, was left to care for Liza on her own. Yekaterina took Liza to a children's hospital for treatment, but doctors told her that Liza would never get better.

Rather than falling into despair, Yekaterina decided to give her daughter the best life possible at home. She took care of Liza, cooking simple but delicious meals for her, and showering her with love. Liza's grandmother also helped by reading her stories and coloring with her while Yekaterina was at work.

**Even though Liza couldn't speak, her mother and grandmother did everything they could to express their deep love for her.**

After a few years, when Liza had grown bigger, Yekaterina had to quit her job, because her mother could no longer take care of Liza on her own. As a result, the family had to live on Liza's grandmother's retirement money, which was not much.

Last year, Yekaterina went to a children's hospital to ask for help, and that very day, Yekaterina was given a brand-new wheelchair that was the perfect fit for Liza! "This is such a beautiful gift for my daughter," Yekaterina shared with gratitude. "The wheelchair is so comfortable and sturdy, and Liza loved it right away."



Liza and her mother also received a Bible from New Heart Ministry, one of the organizations that gives away wheelchairs from Free Wheelchair Mission in Ukraine. "Life will be so much better now!" said Yekaterina.

**"Yesterday, I never even dreamed that we would get a new wheelchair for Liza, but today, I praise God for your ministry and the kind people who made our dreams come true."**





### QUESTIONS FOR THOUGHT:

1. God is our ultimate caregiver. He provides for us and takes care of us, but He often does this through other people. Whom does God take care of you through? *(Have students share their own personal stories. Who is their Yekaterina, who did everything she could to take good care of Liza? Is it a parent? A grandparent? A relative or guardian?)*
2. The Bible says that we love because God first loved us (1 John 4:19). What are some ways that help you know that God loves you? *(The Bible tells us so, for one thing. Have students share their thoughts.)*
3. Now, how can you show love to others? What are some things you can do?



### ACTIVITY: THANK-YOU CARDS

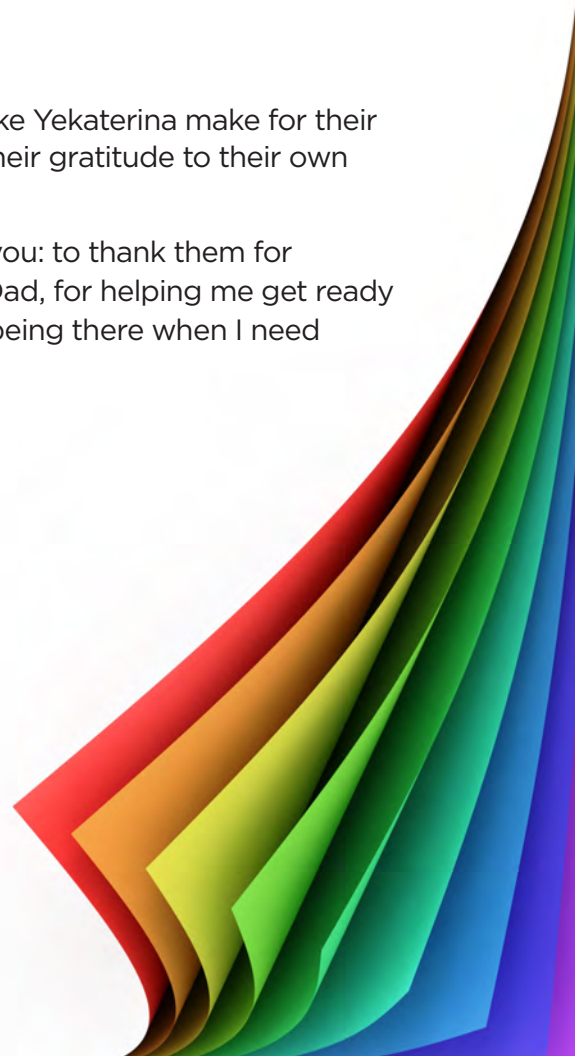
#### What You'll Need:

- Blank greeting cards made of French-folded (AKA quarter-folded) colored paper
- Markers or crayons
- Optional invitation-sized (A2, or 4 3/8 X 5) envelopes

#### Instructions:

Remind students of the great love and sacrifices that parents like Yekaterina make for their children. Then, ask them to write thank-you letters to express their gratitude to their own caregivers.

- Encourage students to write more than just a simple thank-you: to thank them for something specific that they do. For example, "Thank you, Dad, for helping me get ready for school every morning," or "Thank you, Mom, for always being there when I need someone to talk to."







**LEADER:** Good morning! We made it to Day Five of our mission with Free Wheelchair Mission! What places have you learned about so far? *(Recap the first four stories with students.)*

Lotus Blossom, Flor, Truong, and Liza live in places where they don't have the same resources as we do. In fact, the majority of people in the world live on far less than we do here in the United States.

Did you know that one out of every ten people in the world live on less than \$2 a day?


 **QUESTION:** What could you buy for \$2? *(Help kids get a sense of how relatively little one can buy locally for \$2. Maybe they can buy a can of soda or a pack of gum. Hear them out and see what they've been able to buy for \$2.)*

Now, imagine walking into a dollar store and having to buy all the food and necessities you need for a whole day with just two dollars!

 **QUESTION:** What else do you need throughout your day besides food? *(Clothes? Soap? School supplies?)* Do you think you could buy everything you need for a whole day with just \$2? *(There are costs that some students might not think of, like fuel for their family vehicles, housing, utility bills, and health care.)*

For those who live on \$2 a day, buying a wheelchair is a dream that might never come true.

A little girl named Nakiwe desperately wanted a wheelchair, but never dreamt that she'd ever get one. Her mother is a humble farmer in a country called Eswatini.

 **QUESTION:** Do you know where Eswatini is?





# Where in the world is Eswatini?

**Eswatini is a small country in Africa that is surrounded by the countries of South Africa and Mozambique.**

The land covers 6,704 square miles, making it slightly smaller than the state of New Jersey. Although Eswatini is landlocked, having no access to the ocean, the landscapes range from cool mountain highlands to hot, grassy plains where you might see lions, elephants, and hippos.

Most of Eswatini's people live in rural areas, where they struggle to grow enough food to eat. The land suffers frequent droughts, and when it does rain, it pours so hard that it often floods. There are only small plots of land to farm on, and livestock compete for limited grazing lands.

**Now that we know a bit more about the land, let's learn more about the people:**

- There are more than **one million** people who call Eswatini their home.
- If you lived in Eswatini, you might eat a lot of **sorghum or maize**.
- To talk to your friends in Eswatini, you would speak **English or Siswati**.
- To greet someone in Eswatini, you would say, **"Hello."**



National Flag of Eswatini

## Just the facts:

**Population**  
1.1 million

**Language**  
English  
Siswati

**Religion**  
40% a blend of Christianity and Swazi traditional beliefs  
30% Protestant  
20% Roman Catholic  
8% Other  
2% Islam



## Did you know:

Eswatini has one of the lowest life expectancies in the world, ranking at number 215 out of 223 countries.



### NAKIWE'S STORY

Nakiwe, a 10-year old girl in Eswatini, searched everywhere for her favorite shirt.

It was pink—her favorite color. She usually knew where to find it: in a basket of folded clothes that she kept near her bed, but it wasn't there.

Then, she remembered that she had washed it a few days earlier and had her mother hang it out to dry. Nakiwe liked to help around the house, doing laundry, cooking, and feeding the chickens.

Nakiwe wants to do as much as she can by herself. Her mother works hard out in the fields and must often leave her alone at home. Her mother worries a lot, though, because Nakiwe can't walk.

The little girl was born with a condition that weakened her legs. She can move them a little, but she can't stand up or walk. Her

mother would have to carry her places, but when Nakiwe was home alone, there was no one to carry her. She would have to crawl to get from her bed to the kitchen, from the kitchen to the bathroom.

But all of that would change today. That's why she wanted to wear her favorite, pink shirt for this special occasion: on this day, she would get a new wheelchair from Free Wheelchair Mission.

With this new wheelchair, Nakiwe's mother can push her to school—a three-mile trip each way—where her favorite subject is writing.

**"I don't have to worry so much when I'm working in the fields," said Nakiwe's mother, "because I know that my little girl will be safe in her wheelchair and can move around the house by herself. Thank you."**







### QUESTIONS FOR THOUGHT:

1. We've heard five stories of lives that have been transformed by a wheelchair, but do you remember how it all started, back on Day 1?

*(It all began when Doctor Don was moved to do something about a need he saw. It all started with him building one wheelchair in his garage. Then, he gave away four wheelchairs in India. Then, with God's favor, he started giving away hundreds, then thousands, and now, more than a million wheelchairs he created have been given away to people in 93 countries!)*

2. In the Bible, the Lord says, *"For I was hungry and you gave me something to eat, I was thirsty and you gave me something to drink, I was a stranger and you invited me in, I needed clothes and you clothed me, I was sick and you looked after me, I was in prison and you came to visit me"* (Matthew 25:35-36 NIV). When we help someone in need, it is as if we are serving God Himself. Can you think of something you can do to help someone else—maybe someone you know at school, or a neighbor? Maybe it's someone you've never met, halfway around the world. What can you do to bless someone else? *(Students' answers will be part of the activity that follows.)*




### ACTIVITY: CREATE AN ACTION PLAN!

#### What You'll Need:

- Imagination
- Blank paper, any color, folded in half or quarters to make a booklet. (Cardstock might work better for half-folds.)
- Pencils or other writing utensils

#### Instructions:

1.  **LEADER, TO STUDENTS:** Decorate the cover with the name of a person, a country, an organization, or a cause like disability that you'd like to create a plan for. Decorate the cover however you'd like!
2. Start writing out your action plan on the inside pages. Think through ways you can take action to help that person, place, organization, or cause—for example, maybe there's someone new at school who hasn't made many friends yet. You could write, "I will make friends with (name) by sitting with them at lunch, talking to them, and inviting them to play at recess." *(Leaders, encourage students to write out tangible goals. If they're going to fundraise for a cause, have them write out their "business plans," such as steps to take to hold a bake sale.)*
3. When you're finished with your action plan, take it home, but don't put it away! Show your parents what you plan to do, and most importantly, start doing it! If Doctor Don didn't start building wheelchairs in his garage, he would never have given away his first wheelchair, much less the millionth wheelchair. It all begins with one step!

### THROUGH PRAYER, ACTION, AND GIVING, THE NEXT GENERATION CAN MAKE A DIFFERENCE!

Fundraising is one way to provide students with a tangible, obtainable goal to strive towards. Every \$80 they raise will provide a wheelchair to someone living with a disability in a developing country.

The gift of a wheelchair can transform lives—not only for individuals who live with disabilities, but for their families, neighborhoods, and communities, too.

### FUNDRAISING IDEAS

Our youngest ambassadors are often the most creative fundraisers. They've held bake sales, sold handmade bracelets, made videos, and more, all to raise awareness and funds for the cause of mobility.

Encourage students to come up with different ways they can raise money to help provide a wheelchair to someone.

Here are a few ideas to get you started:

- Give each student a Free Wheelchair Mission Giving Cube. If your church hasn't already received them, please contact us with a request.
- Or, provide fun containers such as tea tins or recycled milk cartons for children to decorate and create their own giving boxes. For design inspiration, download images of scenes from wheelchair recipient countries at [freewheelchairmission.org/cause-kit/resources](http://freewheelchairmission.org/cause-kit/resources).
- Encourage children to deposit loose change into the giving boxes.
- Create teams and have each one “adopt” one of the countries highlighted in the FWM Cause Kit. Create a friendly competition to see which team can raise the most money. At the end, emphasize the number of lives that will be transformed as a result of each team's efforts.
- At the end of your camp, competition, or campaign, announce the total number of “people lifted up and off the ground” through the gift of mobility provided by the children. (\$80 = 1 person receiving a wheelchair)
- After the children have raised money for free wheelchairs, have them share their experiences with the rest of the church and ask adults to match the amount they've raised.





## **DONATIONS CAN BE SUBMITTED TO FREE WHEELCHAIR MISSION IN THE FOLLOWING WAYS:**

1. Online: [freewheelchairmission.org/donate](https://freewheelchairmission.org/donate)
2. Set up an ambassador's page that allows your church or school to track fundraising progress while sharing stories and encouraging one another. For more information or to create a page, visit [freewheelchairmission.org/ambassadorcommunity](https://freewheelchairmission.org/ambassadorcommunity).
3. Send a check to:  
Free Wheelchair Mission  
15279 Alton Parkway, Suite 300  
Irvine, CA 92618

For questions regarding other ways to give, please contact us at (949) 273-8470.

## **BLESSINGS AS YOU GO AND MAKE A DIFFERENCE IN THE WORLD!**



**FREE  
WHEELCHAIR  
MISSION**



[freewheelchairmission.org](http://freewheelchairmission.org)